



BJA
Bureau of Justice Assistance
U.S. Department of Justice




Justice
Center

Who we are




The problem Justice Counts addresses



How we're doing it




What questions do you have?



Justice Center

Who we are



INITIATIVE LEADERSHIP



Justice
Center

NATIONAL STEERING COMMITTEE

Michael Boggs (chair) * Romain Alexander * Jennifer Bailey * Jeff Brandes
* Kathy Buckley * Tani Cantil-Sakauye * Bernice Corley * Lee Eby * Tony Fish
* Justin Forkner * Claire Hall * Abigale Jasinsky * Peter John Koutoujian *
Valerie Mielke * Michael Nail * Sheila Polk * Christopher Poulos * Ruby Qazilbash
* Carlos Rivero * Dr. Beth Skinner * Nicole Sullivan * Banci Tewolde
* Dr. Heather Tubman-Carbone * Toni Walker * Paul F. Williams * Bennet Wright

PROJECT PARTNERS

American Jail Association * American Probation and Parole Association * Correctional Leaders Association *
CNA * International Association of Chiefs of Police * Justice Management Institute * Measures for Justice *
National Association of Counties Research Foundation * National Association of State Budget Officers *
National Association of State Mental Health Program Directors * NRI * National Criminal Justice Association *
National Center for State Courts * National Conference of State Legislatures * National District Attorneys
Association * National Governors Association * National Legal Aid & Defender Association * National Sheriffs'
Association * RAND Corporation * Recidiviz
* University of Cincinnati Corrections Institute

26

MEMBERS


21

PARTNERS




Justice
Center

The problem Justice Counts addresses



Justice Center

The problem Justice Counts addresses



Very little timely criminal justice data is made available to the public.



Policymakers lack even basic data on criminal justice dynamics to inform their decisions.



Those decisions have lasting effects on everything from public safety to disparate impact



Justice Center

How we're doing it



Generating consensus-driven criminal justice metrics

Deploying a suite of tools and resources to share the metrics

Supporting states and agencies in implementing the Justice Counts framework

Supporting states and agencies in using the metrics to make policy decisions



Justice Center

Generating consensus-driven criminal justice metrics

Seven subcommittees specializing in each sector of the criminal justice system provided crucial expertise to develop the Justice Counts metrics.



Generating consensus-driven criminal justice metrics

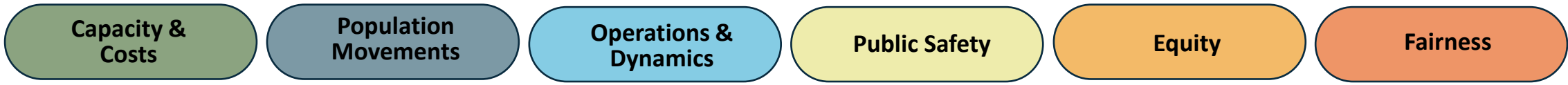


The sectors make up one side of the framework for the metrics...



Justice Center

Generating consensus-driven criminal justice metrics



...and six categories of measurement make up the other



Generating consensus-driven criminal justice metrics

Capacity & Costs

How large or expansive is our system?
How much are we spending?

Population Movements

How many people are encountering, entering, or leaving the system at various points?

Operations & Dynamics

How are key actions or decisions affecting people at various stages of the system?

Public Safety

How is each area of the system affecting or contributing to public safety?

Equity

How is our system treating people similarly or differently by race, ethnicity, or gender?

Fairness

How is our system held accountable for treating people fairly?






JUSTICE COUNTS — TIER 1 METRICS

	Capacity & Costs	Population Movements	Operations & Dynamics	Public Safety	Equity	Fairness
Law Enforcement						
Prosecution						
Defense						
Courts & Pretrial						
Jails						
Prisons						
Supervision						

Population Movements

Prisons

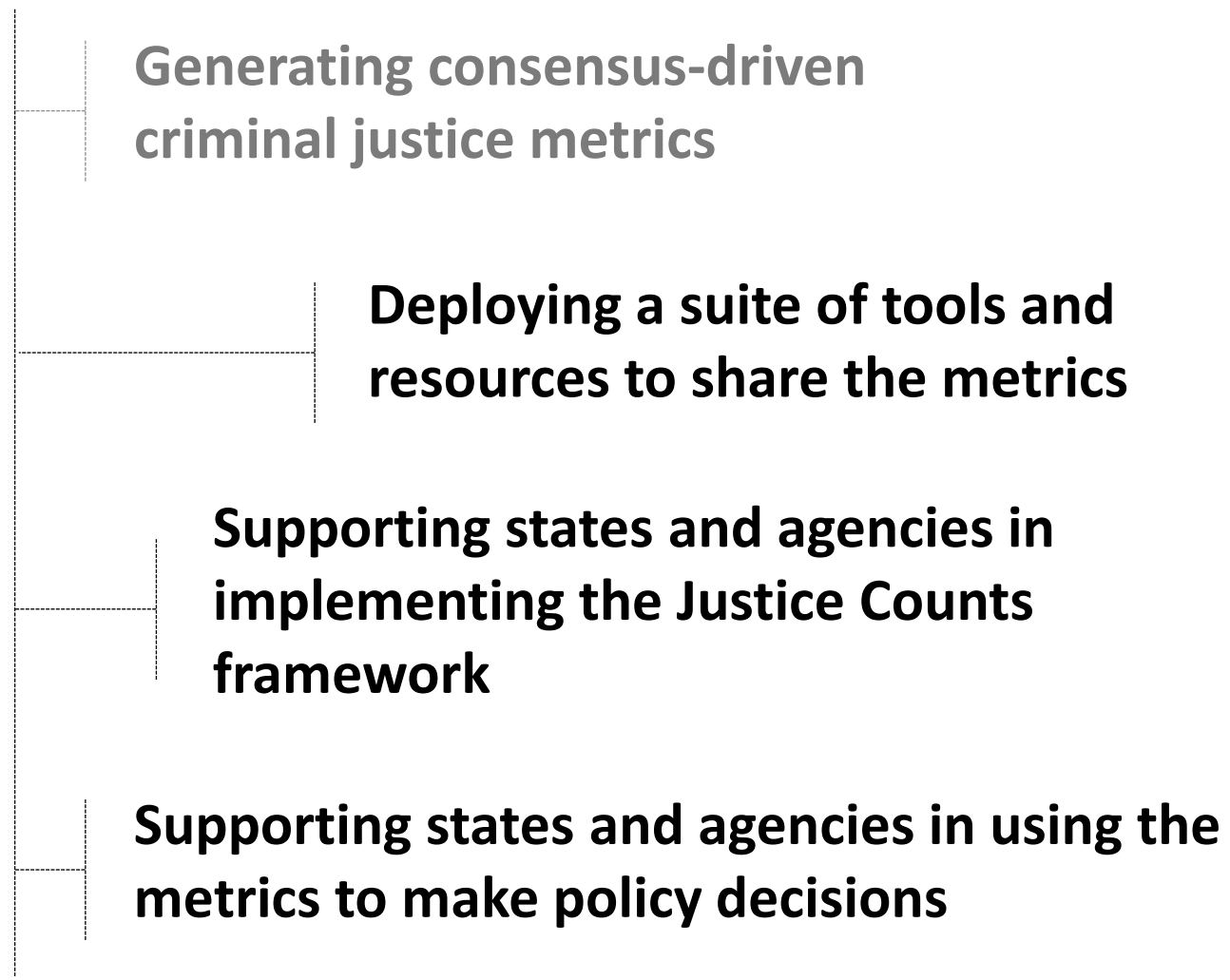




JUSTICE COUNTS — TIER 1 METRICS

	Capacity & Costs	Population Movements	Operations & Dynamics	Public Safety	Equity	Fairness
Law Enforcement	Budget Staffing	Calls for service	Arrests	Reported crime Officer use of force incidents	Arrests by race and ethnicity Arrests by gender	Civilian complaints sustained
Prosecution	Budget Staffing Caseload	Cases referred Cases disposed	Cases declined Cases diverted/deferred Cases prosecuted		Cases declined, diverted/deferred, and prosecuted by race and ethnicity ...by gender	Violations filed against attorneys in the office resulting in disciplinary action
Defense	Budget Staffing Caseload	Cases appointed counsel Cases disposed			Cases disposed by race and ethnicity Cases disposed by gender	Client complaints against counsel sustained
Courts & Pretrial	Budget Staffing	Criminal case filings Cases disposed	Pretrial releases Sentences imposed	New offenses while on pretrial release	Sentences imposed by race and ethnicity Sentences Imposed by gender	Cases overturned on appeal
Jails	Budget Staffing	Admissions Daily population Releases		Readmission rate Staff use-of-force incidents	Daily population by race and ethnicity Daily population by gender	Grievances upheld
Prisons	Budget Staffing	Admissions Daily population Releases		Readmission rate Staff use-of-force incidents	Daily population by race and ethnicity Daily population by gender	Grievances upheld
Supervision	Budget Staffing Caseload	New cases Daily population Terminations	Supervision violations	Reconviction while on supervision	Daily population by race and ethnicity Daily population by gender	

How we're doing it

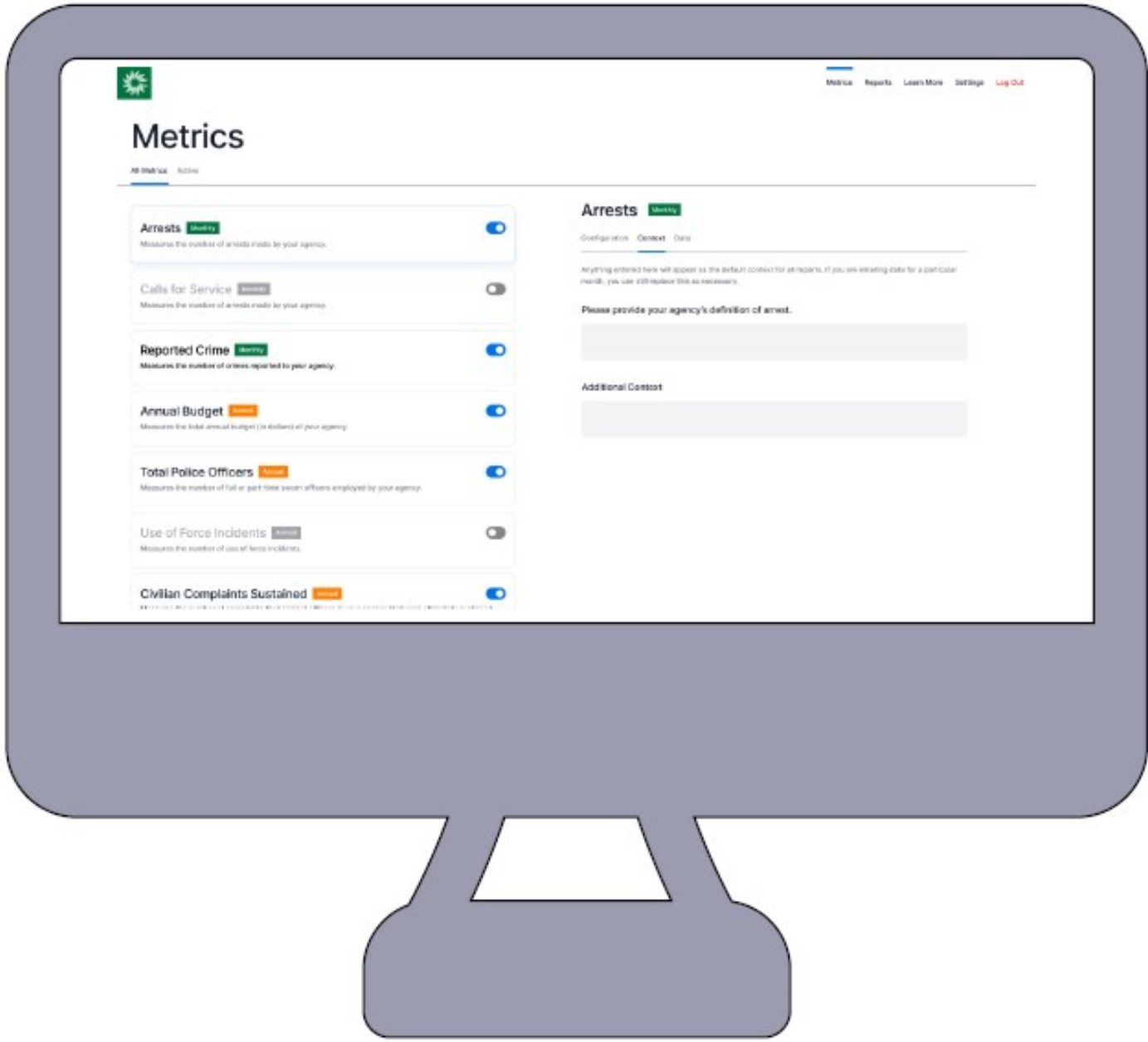


Generating consensus-driven criminal justice metrics

Deploying a suite of tools and resources to share the metrics

Supporting states and agencies in implementing the Justice Counts framework

Supporting states and agencies in using the metrics to make policy decisions



Deploying a suite of tools and resources to share the metrics

Cloud-based database

Flexible ways to enter or upload data, including options to automate data transfers

Accessible to all Justice Counts reporting entities



Metrics

All Metrics [Active](#)

Arrests Monthly

Measures the number of arrests made by your agency.



Calls for Service Monthly

Measures the number of arrests made by your agency.



Reported Crime Monthly

Measures the number of crimes reported to your agency.



Annual Budget Annual

Measures the total annual budget (in dollars) of your agency.



Total Police Officers Annual

Measures the number of full or part-time sworn officers employed by your agency.



Use of Force Incidents Annual

Measures the number of use of force incidents.



Civilian Complaints Sustained Annual

Measures the number of complaints filed against officers in your agency that were ultimately sustained.



Admissions Monthly

Methodology

Data Entry

Suggested definition

The total number of admissions to the agency's correctional institutions as the result of a legal decision made by the courts or other authority, such as a parole board. This number should include people entering the facility to serve a sentence for the first time as well as people returning to prison, either for a new sentence or a supervision revocation due to a new offense or condition violations. The number of admissions is based on the number of events where a person was accepted into the custody of a state facility, not the number of individual people who entered the facility. Therefore, if the same person was admitted to prison three times in a fiscal year, they would count as three admissions in the numbers below. Do not include people returning to facilities after a court hearing or other temporary absences such as a doctor visit or work release, or people moving from one agency facility to another.

Default Methodology

Custom Methodology (Edit Below)

Suggested date range

Monthly cadence, measured from the first day of the calendar month to the last day of the calendar month

Default date range

Custom date range (edit below)

People with new prison sentences

ON

People entering prison on a board hold

ON

People entering prison to serve an incarceration sanction while on probation

OFF

People entering prison who were revoked from probation

ON

People entering prison to serve an incarceration sanction while on parole

ON

People entering prison who were revoked from parole

ON

People returning to prison from temporary absences such as a court hearing

ON

Enter Data

March 2022

Staff

Measures the number of [full-time staff](#) employed by the agency.

Total Staff

500

PEOPLE

DOCs report only correctional institution staff.

Toggle for additional breakdown (off)

Staff Types

Does this include programmatic or medical staff?

Yes

No

[Clear Input](#)

Additional Context

Type here...

Add any additional context that you would like to provide here.

Deploying a suite of tools and resources to share the metrics

Data sharing allows agencies to decide what metrics they can and will support

Infrastructure allows agencies to define how their metric is calculated

Metadata ensures proper context travels with agency data



Justice Center

Stars Hollow County Jail

Readmission Rate ?

Measures the number of individuals admitted who had at least one other prison admission within the prior year.



RECENT VALUE: MARCH 2022

198 READMISSIONS

RECENT CHANGE

 **+21%**

Deploying a suite of tools and resources to share the metrics



Justice Center

How we're doing it



Generating consensus-driven criminal justice metrics

Deploying a suite of tools and resources to share the metrics

Supporting states and agencies in implementing the Justice Counts framework

Supporting states and agencies in using the metrics to make policy decisions



Supporting states and agencies in implementing the Justice Counts framework

10

Founding States will receive
12 months of technical
assistance in six phases



Justice
Center

PHASE 1

INTRODUCTION + ORIENTATION

PHASE 2

EVALUATION + ASSESSMENT

PHASE 3

IMPLEMENTATION PLANNING

PHASE 4

IMPLEMENTATION + INTENSIVE TA SUPPORT

PHASE 5

ONGOING IMPLEMENTATION
ASSISTANCE

PHASE 6

SUSTAINABILITY + ADDITIONAL METRICS



Justice
Center

PHASE 1

INTRODUCTION + ORIENTATION

A

CONVENE AGENCIES TO PARTICIPATE

B

ORIENT AGENCIES TO THE JUSTICE COUNTS APPROACH

C

**ESTABLISH A GOVERNANCE/
OVERSIGHT STRUCTURE**



Justice
Center

PHASE 2

EVALUATION + ASSESSMENT

A

**PARTICIPATING
AGENCIES COMPLETE
SELF-ASSESSMENT**

B

**MAP STATE DATA ONTO
JUSTICE COUNTS FRAMEWORK**

C

**EVALUATE POLICYMAKER
DATA LITERACY AND
READINESS**



Justice
Center

PHASE 3

IMPLEMENTATION PLANNING

A

**DEVELOP REPORTING
STRATEGY FOR EACH
AGENCY**

B

**IDENTIFY PRIORITY METRICS
FOR AGENCIES TO FOCUS ON**

C

**DEVELOP VISUALIZATIONS
FOR PRIORITY METRICS**



Justice
Center

PHASE 4

IMPLEMENTATION + INTENSIVE TA SUPPORT

A

**COMPLETE INITIAL
CONFIGURATION FOR EACH
AGENCY**

B

**IMPLEMENT
REPORTING STRATEGY AND
AUTOMATIONS**

C

**ENGAGE AGENCY AND STATE
POLICYMAKERS AROUND
DATA**



Justice
Center

PHASE 5
ONGOING IMPLEMENTATION
ASSISTANCE

A

**IMPLEMENT SECOND
PRIORITY METRICS,
AS FEASIBLE**

B

**RECRUIT ADDITIONAL
AGENCIES TO DEEPEN
DATA IMPACT**

C

**ENSURE REGULAR USE
OF DATA IN
POLICYMAKING**



PHASE 6

SUSTAINABILITY + ADDITIONAL METRICS

A

**ONGOING ACCESS TO THE
DIGITAL INFRASTRUCTURE**

B

**OPPORTUNITIES FOR FUTURE
TECHNICAL ASSISTANCE**

C

**CONTINUED SUPPORT
ENGAGING POLICYMAKERS**




Justice
Center

Who we are




The problem Justice Counts addresses



How we're doing it



What questions do you have?



Justice Center





Justice Counts

ACTIONABLE DATA TO BOLSTER PUBLIC SAFETY



**Justice
Center**

Icons in this presentation include Goals by Tawny Whatmore, Unlock by YANDI RS, Roadmaps by Eucalyp, Trophy by Firza Alamsyah, Arrow by 4B Icons, Award by Gregor Cresnar, Gavel by David Khai, Discussions by Setyo Ari Wibowo, Help by Ayub Irawan, Health by Komal, Question by heri sugianto, Lawyer by Komkrit Noenpoempisut, Jail by Cédric Villain, Handcuffs by Adam Etnoma, Supervise by Tippawan Sookruay, Badge by ibrandify, Internal and External by Rflor, Public by Agus Rijwan Jaelani. Partner by Adrien Coquet. Group by Gregor Cresnar. Meeting by Ragal Kartidev.

All icons provided by NounProject.com

This project was supported by Grant No. 2019-ZB-BX-K005 awarded by the Bureau of Justice Assistance. The Bureau of Justice Assistance is a component of the Department of Justice's Office of Justice Programs, which also includes the Bureau of Justice Statistics, the National Institute of Justice, the Office of Juvenile Justice and Delinquency Prevention, the Office for Victims of Crime, and the SMART Office. Points of view or opinions in this document are those of the author and do not necessarily represent the official position or policies of the U.S. Department of Justice.

Appendix A: Members of the Justice Counts National Steering Committee



Michael Boggs (chair),
Presiding Justice, Supreme
Court of Georgia



Romain Alexander, Senior
Policy Advisor, Office of the
Governor, Delaware



Jennifer Bailey,
Administrative Judge, 11th
Judicial Circuit, Florida



Jeff Brandes, State Senator,
Florida



Kathy Buckley, Director,
Pennsylvania Office of
Victims' Services,
Pennsylvania Commission on
Crime and Delinquency



Tani Cantil-Sakauye, Chief
Justice, Supreme Court of
California



Bernice Corley, Executive
Director, Indiana Public
Defender Council



Lee Eby, Captain, Clackamas
County Sheriff's Office,
Oregon

Appendix A: Members of the Justice Counts National Steering Committee



Tony Fish, Program Manager,
Muscogee (Creek) Nation
Reentry Program, Oklahoma



Justin Forkner, Chief
Administrative Officer,
Indiana Supreme Court



Claire Hall, County
Commissioner, Lincoln
County, Oregon



Abigale Jasinsky, Deputy
Director of Policy, Office of
the Governor, Tennessee



Peter John Koutoujian,
Sheriff, Middlesex County,
Massachusetts



Valerie Mielke, Assistant
Commissioner, Division of
Mental Health and Addiction
Services, New Jersey
Department of Human
Services



Karlhlon Moore, Director of
the Bureau of Justice
Assistance (BJA)



Michael Nail, Commissioner,
Georgia Department of
Community Supervision

Appendix A: Members of the Justice Counts National Steering Committee



Sheila Polk, County Attorney, Yavapai County, Arizona



Christopher Poulos, Director of Person-Centered Services, Washington State Department of Corrections



Ruby Qazilbash, Associate Deputy Director, Bureau of Justice Assistance, U.S. Department of Justice



Carlos Rivero, Chief Data Officer, Commonwealth of Virginia



Dr. Beth Skinner, Director, Iowa Department of Corrections



Nicole Sullivan, Deputy Secretary, Analysis, Programming and Policy, North Carolina Department of Public Safety



Banci Tewolde, Associate Director, Virginia Public Safety, Department of Planning and Budget



Dr. Heather Tubman-Carbone, Senior Policy Advisor, Bureau of Justice Assistance, U.S. Department of Justice

Appendix A: Members of the Justice Counts National Steering Committee



Toni Walker, State Representative, Connecticut



Paul F. Williams, Chief of Police, City of Springfield, Missouri



Bennet Wright, Executive Director, Alabama Sentencing Commission

Appendix C: Subcommittees

Each subcommittee is composed of **professionals with relevant experience and expertise**. This includes leaders of state and local agencies, experts from national organizations conducting research and policy analysis, advocates, academicians, and more.

Law Enforcement (9)	Prosecution (10)	Defense (8)	Courts & Pretrial Operations (10)	Jails (10)	Prisons (9)	Community Supervision (9)
Abdul Pridgen Geoff Stobart Rebecca Graham Theron Bowman Kim Buchanan Robin Engel Anthony Finnell Sean Malinowski James Brunet	Sheila Polk Jeff Getting Bill Helwig Jacqueline Perez Whitney Walker Kristine Hamann Seleeke Flingai Nicole Fortier Miriam Krinsky Mikaela Rabinowitz	Bernice Corley Joanna Landau Martesha Johnson Andrew Davies Margaret Gressens Priya Sarathy Jones Tigran Eldred Sean Ossei-Owusu	Pamela Harris Jennifer Bailey Bennet Wright Neil Gupta Tara Boh Blair Hans Jessup Lucia Tian Edwin Bell Lenore Lebron Meghan Guevara	Lee Eby Claire Hall John Ford Cornita Riley Jerry Clayton Kash Siddiqi Sterling Penix Jessica Stroop Beth Huebner Chip Coldren	Beth Skinner Solomon Graves Erin Boyar David Edwards James Pagano Felicity Rose Kelly Mitchell John Baldwin Lisa Puglisi	Michael Nail Nicole Sullivan Edward Dolan Stephanie Landes Julie Micek Jordan Boulger Alisha James Matthew DeMichele Brian Lovins
Partners: IACP NSA CNA RAND JMI	Partners: NDAA NASMHPD RAND JMI	Partners: NLADA NASMHPD RAND JMI	Partners: NCSC NASMHPD RAND JMI	Partners: AJA NSA CNA NACo NRI	Partners: CLA CNA NRI UCCI	Partners: APPA NACo CLA CNA UCCI

***Bold** indicates members of the National Steering Committee